



## Solar station FlowCon MAX FA

**USE in closed loop design only. The circulation unit is used on the primary circuit of solar heating systems to control the temperature in the hot water storage. The pump inside the unit is activated by the signal from the differential temperature regulator. In addition, this unit contains the functional and safety devices for optimum circuit control.**

### Your advantages:

**All medium-bearing parts are made of brass,**

**All connections 1" male,**

flat-sealing, for the direct assembly of corrugated stainless steel pipes and solder fittings, prepared for assembly of ferrule compression fittings for copper pipe (with PAW ferrule compression fittings)

**Steel wall bracket for the easiest assembly**

simply attach the solar station

**Full port ball valves**

**Check valve inside the supply and return ball valve,**

manual opener, 2 x 200mm WC each, special design for solar systems, avoid any gravity circulation

**Large ball valve handles**

easy handling and visible closing position

**Full metal solar thermometers, 0-160 °C / 32 - 320 °F dual scale**

can be pulled off, with immersion sleeve integrated in the ball valve

**Air scoop in the supply line**

for a permanent deaeration of the heat transfer medium

**Function-optimized design insulation** made of durable elastic EPP;

**100% insulation of the fittings** – excellent pump ventilation and cooling

**Solar safety assembly**

pressure relief valve 6 bar / 87 psi, high-temperature pressure gauge 0-6 bar / 0-90 psi with valve, drain valve for flushing and filling, flat sealing connection for expansion tank

**Solar circulation 3-speed pump by Wilo**

**Pump can be completely isolated, no draining necessary during servicing**

**Flushing and filling unit integrated**


below the pump, for a clear and simple handling, permits filling and flushing the system.

**FlowCheck**

Flow quantity measuring device with function control, integrated in the (cold) return - up to 130 °C / 266 °F heat resistant – measurement range: 5 – 40 l/min. or 1 - 10 USgpm

**The unit components enable:**

- Medium circulation with specific pump
- Safety against pressure increase
- Accurate flow rate control
- Filling / draining the circuit
- Measuring the supply and return line temperature
- Separating the air contained in the circuit
- Shutting off the circuits and no return
- Thermal insulation

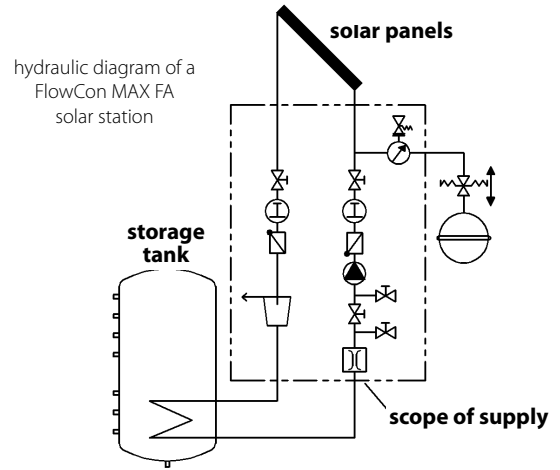
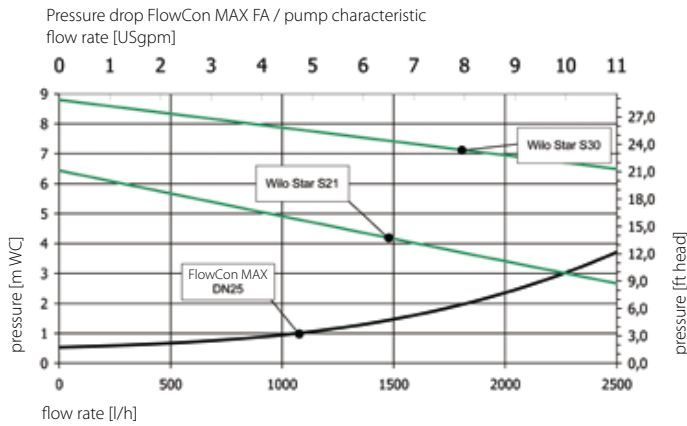


### TECHNICAL DATA FlowCon MAX FA

Dimension	DN 25 - ¾"	
<b>Material</b>	fittings	brass
	gaskets	Klingersil / EPDM
	insulation	EPP
	check valves	brass
<b>Techn. data</b>	max. pressure	10 bar / 145 psi
	max. temperature	130 °C / 266 °F, temporarily 160 °C / 320 °F
<b>Equipment</b>	check valves	2 x 200 mm WC = <b>400 mm WC</b>
	flow meter range	5-40 l/min or 1-10 USgpm
	pressure relief valve	6 bar / 87 psi, f.thermal solar syst.
	pressure gauge	0-6 bar / 0-90 psi, resistant to high temperatures
<b>Dimensions</b>	thermometer	0-160 °C / 32-320 °F, full metal
	connections	¾" female
	pipe-center distance	125 mm / 4 <sup>24</sup> / <sub>32</sub> "
	width of insulation	300 mm / 11 <sup>13</sup> / <sub>16</sub> "
	height of insulation	480 mm / 18 <sup>29</sup> / <sub>32</sub> "



## Solar station FlowCon MAX FA



**Range of application / Solar collector surface** depending on the flowmeter and the operational mode (see explanations on page 39)

**Flow types in the solar collector field:**

**Low-Flow** = 0.2 l / min. per m<sup>2</sup> collector surface

**High-Flow** = 0.5 l / min. per m<sup>2</sup> collector surface

**Please note:** In order to guarantee a trouble-free function it is necessary to carry out a hydraulic dimensioning / check of the solar system.

**type MAX FA**

until **150 m<sup>2</sup>** collector surface

until **70 m<sup>2</sup>** collector surface

Illustration	Options	Pumps	Item #
	<b>Flushing and filling unit, air scoop, FlowCheck 5 - 40 l/min</b>	Wilo Star S 21 U-25-180	607 042 WS21 NA
		Wilo Star S 30 U-25-180	607 042 WS30 US
	<b>Flushing and filling unit, air scoop, FlowCheck 1-10 USgpm</b>	Wilo Star S 21 U-25-180	607 042 WS21 US
		Wilo Star S 30 U-25-180	607 042 WS30 US
	<b>Set of ferrule compression fittings</b> only matching for FlowCon MAX, 2 pieces as set, made of brass, with support sleeves  <b>for copper pipe ø 22 mm, with 1"- nut</b>		562927
	<b>Connecting set 3/4" for expansion tank</b> for connecting the safety set 3/4", stainless steel corrugated hose 3/4" female - female x 500 mm, wall brackets with fixation material, <b>for max. Ø of tank = 400 mm</b>		
	<b>connection set with tank connecting coupling 3/4", with BSP coupling</b>		437 509
	<b>as before, but tank connecting coupling with integrated cap valve 3/4"</b>		437 510
	<b>connection set with tank connection coupling, with NPT coupling</b>		437 509 NA